

Product information- SWAP series



Want an easy way *to automate your compound, street & Signage Lights?*
Check out the SWAP03C Cyclic Timer! Learn more about it on page 4.

SWAP

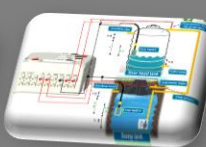
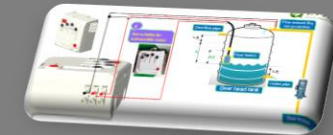
Auto OFF Timers

Cyclic Timers

Automatic level controller & flow detector



SWAP To Save water and power...



E-mail : info@eviqds.com
Website : www.eviqds.com

Contact : +91 9629900110
+91 9443410073



Auto-OFF Timers

Product codes

1. SWAP01
2. SWAP01E
3. SWAP02
4. SWAP02E

Cyclic Timers

Product codes

1. **SWAP03C**
2. SWAP03AC
3. SWAP03ACF
4. SWAP03ACF-SA

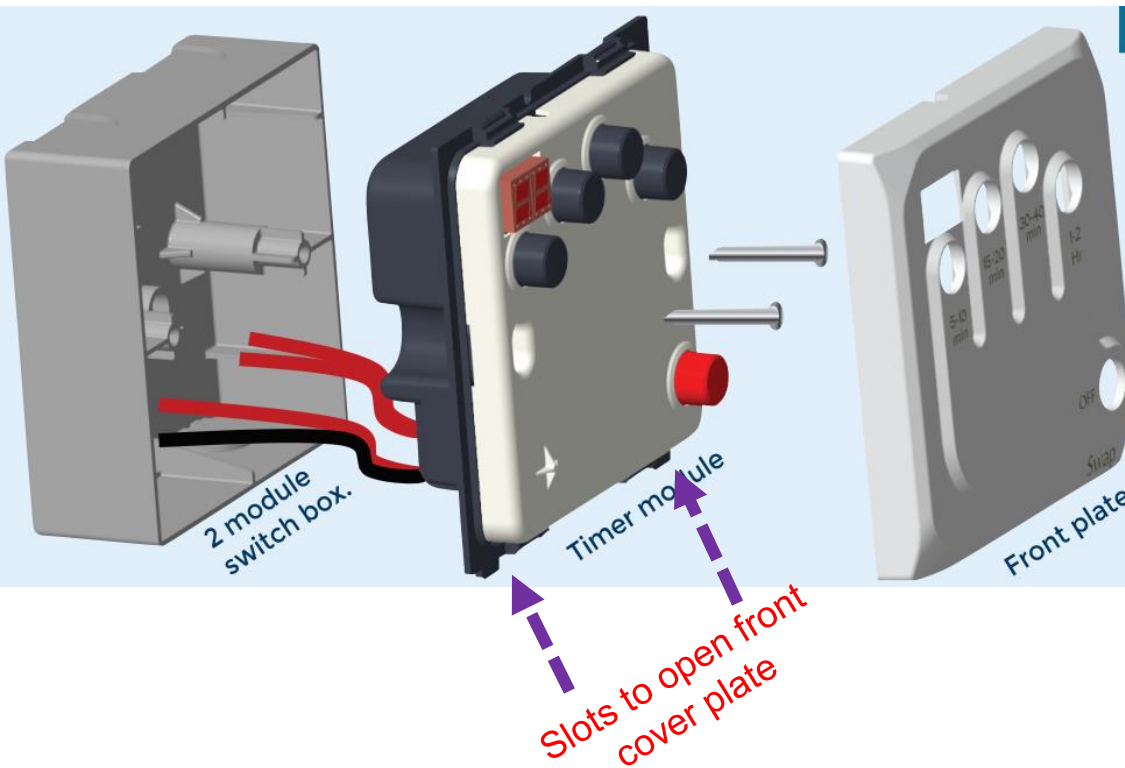
Automatic level & flow controllers

Product codes

1. SWAP04-OL
2. SWAP04-OLF
3. SWAP04-C-OL
4. SWAP04-C-OLF
5. SWAP04-SOL
6. SWAP04-C-SOL
7. SWAP04-C-SOFL
8. SWAP04-SMFL
9. SWAP04-OF

SWAP *Save water and power...*

Product with 2 Module/1 Gang-**Surface mount box installation**



Step 1

Fix the 2 module box on wall & finish the wiring with **SWAP** terminals(Refer upcoming slides)


Step 2

Remove the front cover from the product using the slots provided and fix the product onto the 2 module box, using screws.

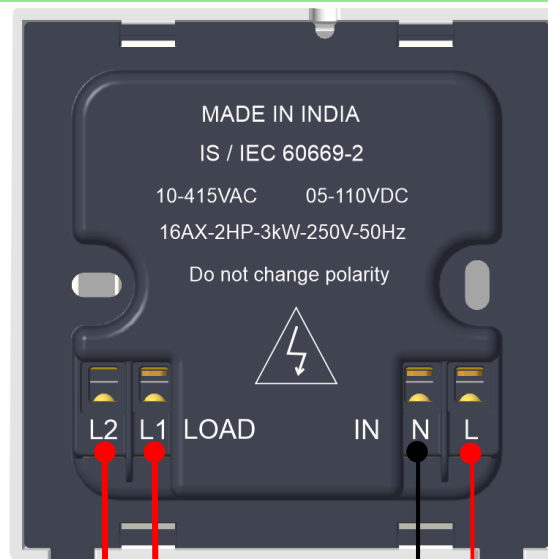
Step 3

Fit the removed front cover plate, back onto the product.

Product & connection details of **SWAP03C Cyclic Timer** for **Street, Compound & Signboard lightings**



swap to save water and power



Uninterrupted Power required for Internal Clock inside the Device; In Case of Power Failure, Clock will get reset; Hence, we recommend users to use Inverter phase for SWAP (L) Terminal alone.



While making wiring connection first disconnect the power.

Lighting loads

Recommended wire cross section

Connection Terminals	0.25 - 1 hp (mm ²)	1-2 hp (mm ²)
L1 & L2	1.5	2.5
L & N	1/1.5	

After installation, switch ON the main MCB, then select the desired cycle on the SWAP Auto Cyclic Timer. To select other time option while the current cycle is running, press the red button and select the time of your choice.

SWAP Cyclic Timers

Inverter Phase/line Recommended

Line/ Phase

Neutral

Earth

Main supply



Available time cycle selections are

Cycle	L1	L2	E1	E2	A1	A2	F1	F2
ON Hrs	0:05	0:15	0:30	4:00	5:00	6:00	12:00	13:00
OFF Hrs	1:00	1:00	1:30	20:00	19:00	18:00	12:00	11:00

Has feature for Auto-execution of same cycle in case of power Interruption.